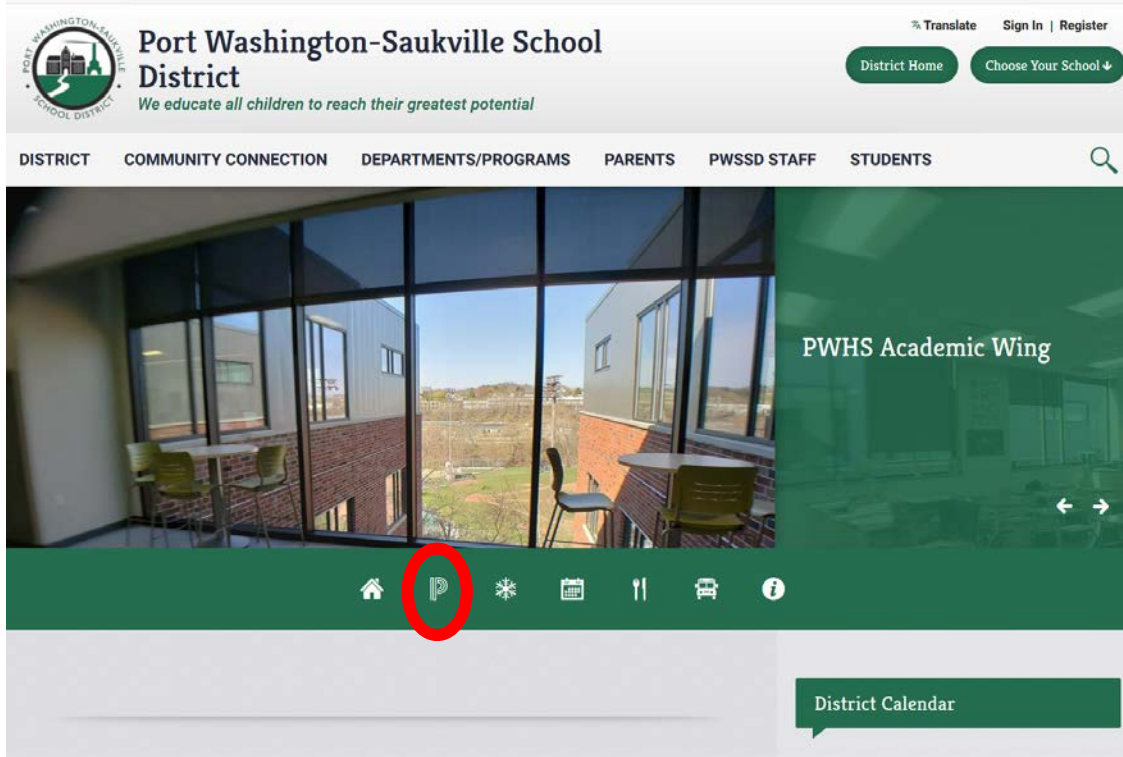


Viewing Online Report Cards – Computer/Chromebook -

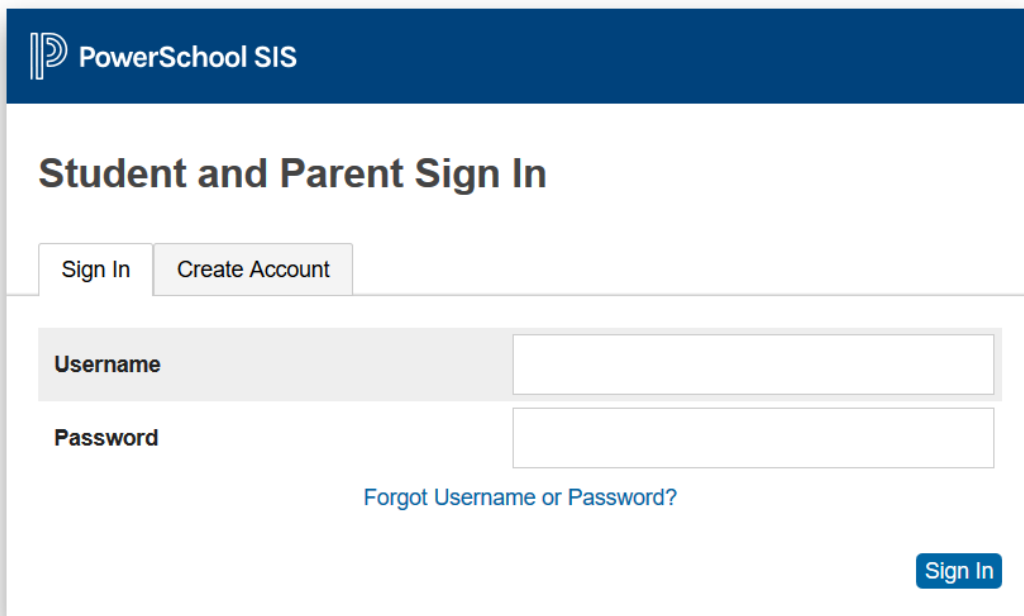
1. Go to the PWSSD webpage – www.pwssd.k12.wi.us



2. Click on the  in the middle of the page.



3. Sign in to the Parent Portal (use the same username and password you use for online registration).



PowerSchool SIS

Student and Parent Sign In

Sign In Create Account

Username




Password

[Forgot Username or Password?](#)

Sign In

4. Click on "Report Cards" on the Navigation pane on the left.

Navigation

-  Account Preferences
-  Registration 19-20
- Resource Schedule
-  Report Cards

5. Under Archived Report Cards, you will see the report cards that are available to view online. Click on the report card you wish to view.

Archived Report Cards

[LES 19-20 Report Card S1](#)
[LES 18-19 EOY](#)

01/30/2020
06/13/2019